



Payment Method for nopCommerce

Plugin Documentation

Afterpay Payment Plugin Documentation

Contents

Afterpay	3
Features	3
nopCommerce Administration	4
Installing the Plugin.....	4
Configure Settings.....	4
Instance Id.....	5
Merchant Id and Merchant Client Secret	5
API Endpoint and Screenflow Endpoint	5
Afterpay Version	5
Transaction Mode	5
nopCommerce test Mode	5
Send Transactions to Gateway.....	5
Additional fee.....	5
Additional fee. Use percentage.....	5
Enable Marketing Features	6
Enable Plugin.....	6
Afterpay Payment	6
Payment Operations	7
Using Payment Mode.....	7
New order Created	7
Authorise Capture Mode	8
Capture.....	9
Refund or Partial Refund.....	10
Voids.....	10
Afterpay Merchant Administration Website	11
Dashboard.....	11
Orders	11
Search for Transactions.....	12
Order Details	12
More Information on Merchant Gateway Website	12
Marketing and Landing pages	13
Customer Deferred payment	15
Demo Website	16
Contact Us.....	16
Appendix 1 - Purchase and Pay Screen Shots	17

Afterpay Payment Plugin Documentation

This plugin allows customers to pay via credit card using the Afterpay Merchant Facility

Afterpay

Afterpay is a fast and reliable payments acceptance service for your online shop. Get world-class security and streamline your payments administration using the Afterpay Payment Gateway System.

Features

- Fast & reliable payments
 - Buy the things you love today and pay for them over time, interest free.
 - Provides a seamless customer experience
- Save time on admin
 - Tailored reporting, online refunds and easy integration to your own accounts systems lets you cut down the time you spend managing your payments.
- Standard Marketing Assets are included
 - Product Widget
 - Shopping Cart Widget
 - Footer Logo Placement Block

For more information and application details for Afterpay Merchant Facility see <https://www.afterpay.com/>

The screenshot shows a checkout page with a teal navigation bar containing categories: ACCOMMODATION, ELECTRONICS, COURSES AND EVENTS, APPAREL, RENTALS, DIGITAL DOWNLOADS, BOOKS, and JEWELRY. Below the navigation bar is a progress bar with six steps: Cart, Address, Shipping, Payment, Confirm, and Complete, each with a checkmark icon. The main content area is titled 'Select payment method' and features three payment options: Afterpay (selected), Mollie, and MultiSafepay. A blue 'Next' button is positioned below the payment options. Below the payment options is an 'Order summary' section with a table listing the items in the cart.

#	SKU	Image	Product(s)	Price	Qty.	Total
1	NK_ZSJ_MM		Nike SB Zoom Stefan Janoski "Medium Mint"	\$33.00	1	\$33.00

Gift wrapping: No

Sub-Total:	\$33.00
Shipping: (Ground)	\$50.00
Tax:	\$3.00
Total:	\$83.00

at the bottom of the page: or 4 interest-free payments of \$20.75 with

nopCommerce Administration

The existing admin functions are used to setup a payment gateway

See <https://docs.nopcommerce.com/en/user-guide/configuring/setting-up/payments/index.html>

Installing the Plugin

The Afterpay package supplied can be uploaded and installed using the “Upload plugin or theme” button on the Configuration > plugins page.

Refer to Then the installation of the plugin follows the standard nopCommerce procedure.

See <https://docs.nopcommerce.com/user-guide/configuring/system/plugins.html>

Alternatively, you can manually install the plugin:

1. Copy the Plugin to the correct directory
2. Restart the Application – Click the Icon in the top

Once installed the you can configure the plugin.

Configure Settings

The settings for the plugin can be set using the configure page.

Configure - Afterpay [back to payment method list](#)

Multi-store configuration for All stores

Ensure that your primary store currency is supported by Afterpay.
To configure plugin follow these steps:

1. Log into your Afterpay Merchant account with the details provided by Afterpay Merchant Services.
2. Obtain the Merchant Id and Merchant Secret Key from Afterpay.
3. Enter the details below (refer the Operator manual).
4. To test the plugin in nopCommerce Testing Mode select the Sandbox Mode checkbox.
5. To send transactions to the Live Afterpay Payment Gateway select the Send Transactions option.
6. To use the plugin in production mode de-select Sandbox mode checkbox.
7. Click Save.

Instance Id	<input type="text" value="Test"/>
Merchant Id	<input type="text" value="4181231912"/>
Merchant Secret Key	<input type="text" value="97e7abb09123273e56d09e8cb12f9a2d21f50c28092de5590b123906c6f7d55b86dedcbd69e7e1fe1029dc44385bfe696e"/>
API Endpoint	<input type="text" value="https://api-sandbox.afterpay.com/v2/"/>
Screenflow Endpoint	<input type="text" value="https://portal-sandbox.afterpay.com/afterpay.js"/>
Afterpay Version	<input type="text" value="v2"/>
Transaction mode	<input type="text" value="Payment"/>
nopCommerce Test Mode	<input checked="" type="checkbox"/>
Send Transaction to Gateway	<input checked="" type="checkbox"/>
Additional fee	<input type="text" value="0.0000"/>
Additional fee. Use percentage	<input type="checkbox"/>
Enable Marketing Features	<input checked="" type="checkbox"/>

The above Merchant Settings are provided by Afterpay Merchant Administration.

The settings are as follows:

Instance Id

Typically, this is just a free text field to set to the name of the Label Name for the Configuration being used it has no function in making payment transactions.

Merchant Id and Merchant Client Secret

Supplied from Afterpay Merchant Website (See details below)

API Endpoint and Screenflow Endpoint

Enter the correct website addresses in the fields as required for either Sandbox Mode or Production Mode.

Environment	API Endpoint	Screenflow Endpoint
Production	https://api.afterpay.com/v2/	https://portal.afterpay.com/afterpay.js
Sandbox	https://api-sandbox.afterpay.com/v2/	https://portal.sandbox.afterpay.com/afterpay.js

Afterpay Version

This is the current version of the gateway software in use. Default value is v2

Transaction Mode

There are three modes of operation for the plugin.

Payment – A payment is made and fully captured when the items in the shopping cart are checked out and an order is created.

Authorise and Capture – An authorisation is created when the items in the shopping cart are checked out and an order is created. At a later point the admin system can be used to capture funds or the authorisation can be voided.

Authorize (only) – An authorisation is created when the items in the shopping cart are checked out and an order is created. The funds can only be manually voided or captured via the Afterpay Merchant System.

Select the desired mode of operation.

nopCommerce test Mode

Selecting this option allows you to test the plugin and log process information in the system log. This option is used to test the plugin within nopCommerce it does not change the Afterpay Gateway operation.

To change the operation of the gateway from sandbox mode to production mode change the Website Addresses above to the production website addresses.

De-select the nopCommerce Test Mode to use the plugin in live payment mode.

Send Transactions to Gateway

When the option is not selected, the plugin does not send transactions to the production gateway and certain parts of the plugin are bypassed to enable tests within nopCommerce to be carried out.

Select this option when you have tested the plugin and are ready to send transactions to the Afterpay Payment Gateway.

Additional fee

This is an amount to add to all order Totals to charge an additional fee to carry out the transaction.

Additional fee. Use percentage

This is a percentage amount to add to all order Totals to charge an additional fee to carry out the transaction.

Enable Marketing Features

Click this checkbox to enabled the marketing features which will then be visible on the website. See details below.

After entering the settings click **Save**.

Enable Plugin

Configure Afterpay Gateway - Enable / Disable

The screenshot shows the 'Payment methods' configuration page in nopCommerce. The table lists various payment methods with their status and configuration options. The 'Afterpay' plugin is currently active and highlighted.

Friendly name	System name	Logo	Supports capture	Refund	Partial refund	Void	Recurring support	Display order	Is active	Configure	Edit
Check / Money Order	Payments.CheckMoneyOrder		✗	✗	✗	✗	Not supported	1	✗	Configure	Edit
Credit Card	Payments.Manual		✗	✗	✗	✗	Manual	1	✗	Configure	Edit
PayPal Standard	Payments.PayPalStandard		✗	✗	✗	✗	Not supported	1	✗	Configure	Edit
Afterpay	Payments.Afterpay		✗	✓	✓	✓	Manual	1	✓	Configure	Edit
Credit Card	Payments.Commweb		✓	✓	✓	✗	Manual	1	✗	Configure	Edit
Mollie	Payments.Mollie		✗	✓	✓	✗	Manual	1	✓	Configure	Edit
MultiSafepay	Payments.MultiSafepay		✓	✓	✓	✓	Manual	1	✓	Configure	Edit
Zip NZ	Payments.ZipNZ		✗	✓	✓	✓	Manual	1	✗	Configure	Edit

Afterpay Payment

Order has Been Created - Customer Notification

The screenshot shows a customer notification page with a progress bar at the top indicating the order completion steps: Cart, Address, Shipping, Payment, Confirm, and Complete. The 'Payment' step is highlighted, indicating the current stage. Below the progress bar, the text reads 'Thank you' and 'Your order has been successfully processed!'. The order number is 4130, and the payment method is Afterpay. The message states 'Order number: 4130 : Afterpay Payment is Approved' and 'Thank you for using Afterpay payments. Your order payment has been Approved and Paid.' A link to 'Click here for order details.' is provided, along with a 'Continue' button.

Payment Operations

Using Payment Mode

In payment mode the order is paid immediately. To use this mode set the Transaction Mode in Configuration

Transaction mode 

Payment

New order Created

Above order 4130 created

Order shown in Merchant System



[Home](#) | [Reconciliation](#) | [Contact](#) | [Logout](#)

 **Order 24696213** Merchant Order Number: 4130 (21 January, 2021 8:14AM)

Order status: **Approved** Settlement status: **Captured**

Consumer Order Summary

Order Total \$83.00 NZD

[ISSUE REFUND](#)

Merchant Settlement Summary

Order total \$83.00 NZD

Total Captured \$83.00 NZD

Open to Capture \$0.00 NZD


Merchant Settlement History


CAPTURE DATE/TIME	CAPTURED AMOUNT	REMAINING CAPTURE AMOUNT	SETTLEMENT DATE	CAPTURE ID
21/01/2021 8:15AM	\$83.00 NZD	\$0.00 NZD	Settlement Pending	1nLlaqxmwdsRdmFm0dPb27Pwfp


Order Displayed in nopCommerce Admin Orders


Edit order details - 4130 [back to order list](#) [Invoice \(PDF\)](#) [Delete](#)


Info


Order #  4130


Created on  1/21/2021 8:14:42 AM


Customer  admin42@yourStore.com


Order status  **Processing** [Cancel order](#) [Change status](#)


Order subtotal  \$33.00 incl tax


Order shipping  \$50.00 incl tax


Order tax  \$3.00


Order total  \$83.00


Profit  \$30.00 [Edit order totals](#)

Authorization transaction ID  24696213

Capture transaction ID  24696213

Payment method  Afterpay

Payment status  Paid [Refund](#) [Refund \(Offline\)](#) [Partial refund](#) [Partial refund \(Offline\)](#)

Custom values  Payment Receipt Number: 24696213

Order is marked as **Paid** during the transaction

Authorise Capture Mode


Authorise capture mode allows you to authorize an amount for an order. The funds can be captured at a later date. The Authorisation can be Voided and the Funds returned to the customer card.

To use this mode set the Transaction Mode in Configuration

Transaction mode 

Authorize And Capture

New Order Authorization is Created



Cart Address Shipping Payment Confirm Complete

Thank you

Your order has been successfully processed!

Order number: 4131 : Afterpay Payment is Approved

Thank you for using Afterpay payments. Your order payment has been Approved.

Click here for order details.

[Continue](#)

Order Shown in Merchant Website



[Home](#) | [Reconciliation](#) | [Contact](#) | [Logout](#)

 **Order 24696214** Merchant Order Number: 4131 (21 January, 2021 8:24AM)

Order status: **Approved** Settlement status: **Auth Approved**

Consumer Order Summary

Order Total \$50.32 NZD

[VOID TRANSACTION](#)

Merchant Settlement Summary

Order total \$50.32 NZD

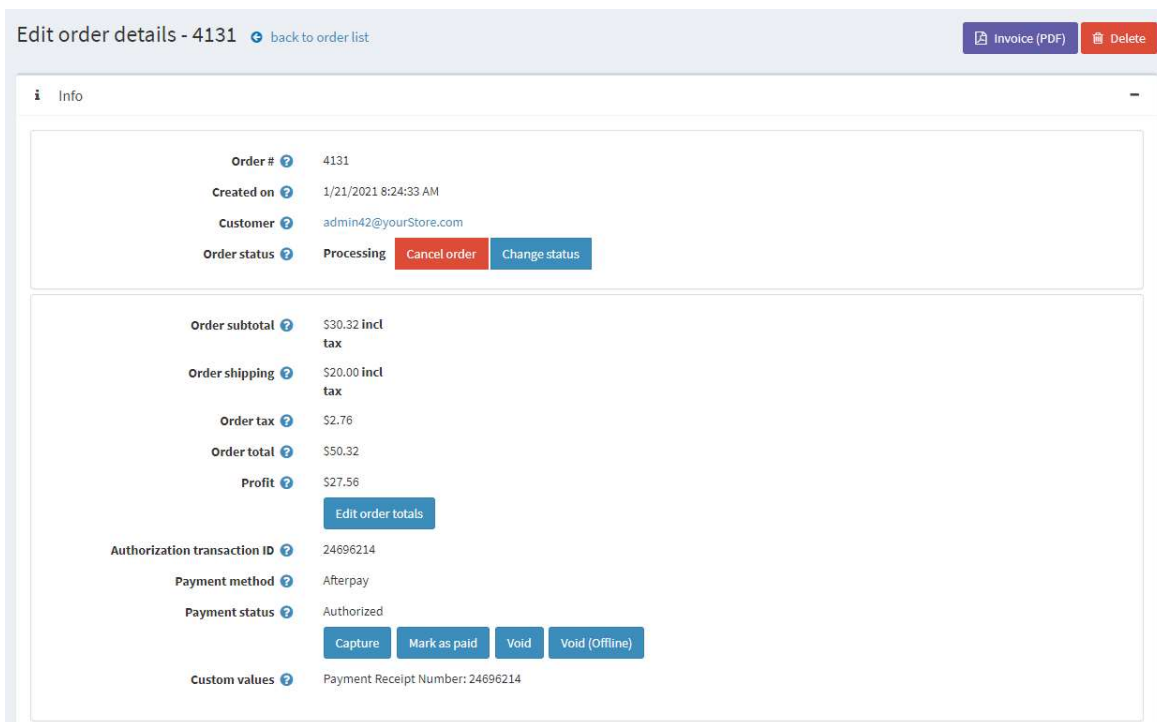
Total Captured \$0.00 NZD

Open to Capture \$50.32 NZD

Merchant Settlement History

CAPTURE DATE/TIME	CAPTURED AMOUNT	REMAINING CAPTURE AMOUNT	SETTLEMENT DATE	CAPTURE ID
No settlements for this Order				

In the nopCommerce Administration system display, the order page for a particular order will display the Admin option buttons. Depending on the status of the order some buttons and functions may not be available.



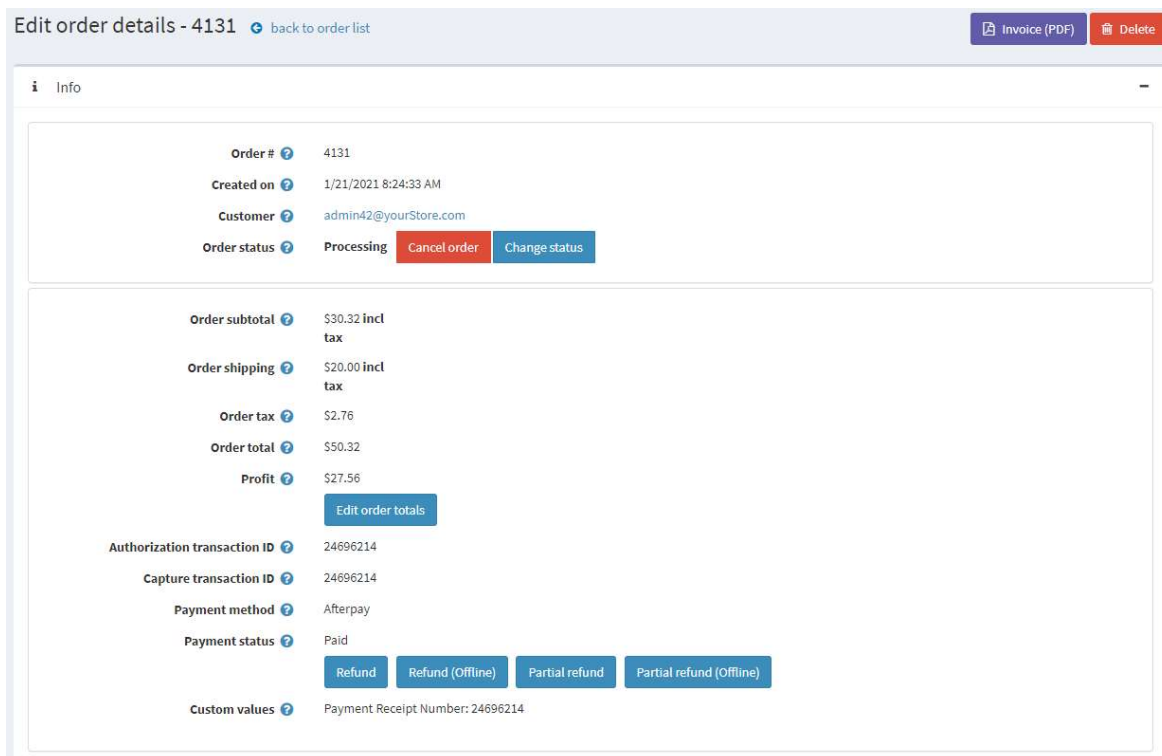
Order is marked at **Authorized** during the transaction

Capture

Once an order is created you can use the nopCommerce Admin system on the orders page to capture funds up to the current authorisation value. The order total amount determines the value of the funds to be captured.

If you need change the order value to be captured, adjust the order total, only the order total funds will be captured.

Click the Capture button to capture the funds.



This will then mark the order as Paid

Refund or Partial Refund

Once an order is created you can use the Admin system on the orders page to refund or partially refund a transaction.

The screenshot shows the 'Edit order details - 4131' page in the Admin system. The order status is 'Processing'. A modal window titled 'Partial refund' is open, showing a form to process a partial refund for order #4131. The 'Amount to refund' is set to 20, with a maximum allowed amount of 50.32 NZD. The modal includes a 'Refund' button.

Order Details:

- Order #: 4131
- Created on: 1/21/2021 8:24:33 AM
- Customer: admin42@yourStore.com
- Order status: Processing (Buttons: Cancel order, Change status)
- Order subtotal: \$30.32 incl tax
- Order shipping: \$20.00 incl tax
- Order tax: \$2.76
- Order total: \$50.32
- Profit: \$27.56
- Authorization transaction ID: 24696214
- Capture transaction ID: 24696214
- Payment method: Afterpay
- Payment status: Paid
- Custom values: Payment Receipt Number: 24696214

Partial Refund Modal:

- Partial refund for order #4131
- Amount to refund: 20 (Max amount is 50.32 NZD)
- Refund button

Order Shown in Merchant Website

The screenshot shows the 'afterpay' Merchant Website interface. The order number is 24696214, and the status is 'Approved'. A modal window titled 'Refunds' is open, displaying a table of refund transactions.

Order Details:

- Order Number: 24696214
- Order status: Approved
- Consumer Order Summary: Order Total, Less Returns (-\$20.00 NZD), Adjusted Order Total (\$30.32 NZD)
- Merchant Settlement Summary: Order total (\$50.32 NZD), Total Captured (\$50.32 NZD), Open to Capture (\$0.00 NZD)

Refunds Modal:

DATE	AMOUNT
21/01/2021 8:31AM	-\$20.00 NZD

Merchant Settlement History:

CAPTURE DATE/TIME	CAPTURED AMOUNT	REMAINING CAPTURE AMOUNT	SETTLEMENT DATE	CAPTURE ID
21/01/2021 8:28AM	\$50.32 NZD	\$0.00 NZD	Settlement Pending	1nLn9ev0LiqRBm6ittS0IYKLzo

VOIDS

Void or cancelling an authorization will free up the funds to be used again by the Customer.

Once an order is created and before funds are captured you can use the Void function in the Admin system on the orders page.

Afterpay Merchant Administration Website

The Afterpay system has an administration website where you can:

- Monitor sandbox test and production transactions
- Search and Display:
 - Transactions
 - Orders
 - Search and Export

The following screens are from the Afterpay system.

Dashboard

The dashboard provides an overview of all transactions. Use the date selector to customise the date selection.

Orders

The completed page list all transactions.

DATE/TIME ▼	MERCHANT ORDER NO.	ORDER NO.	NAME	AMOUNT	STATUS	ACTION
21/01/2021 8:24AM	4131	24696214	George Harrison	\$30.32 NZD	Approved (R)	Refund
21/01/2021 8:14AM	4130	24696213	George Harrison	\$83.00 NZD	Approved	Refund
21/01/2021 7:56AM	4128	24696114	John Smith	\$53.00 NZD	Approved	Refund
21/01/2021 7:52AM	4127	24696113	John Smith	\$83.00 NZD	Declined	
21/01/2021 7:35AM	4126	24696003	John Smith	\$83.00 NZD	Approved	Void

Click on a transaction to see the details

afterpay George Harrison Herr Home Reconciliation Contact Logout

Order 24696214 Merchant Order Number: 4131 (21 January, 2021 8:24AM)

Order status: **Approved** Settlement status: **Captured**

Consumer Order Summary

Order Total	\$50.32 NZD
Less Returns	-\$20.00 NZD
Adjusted Order Total	\$30.32 NZD

[ISSUE REFUND](#)

Merchant Settlement Summary

Order total	\$50.32 NZD
Total Captured	\$50.32 NZD
Open to Capture	\$0.00 NZD

Merchant Settlement History

CAPTURE DATE/TIME	CAPTURED AMOUNT	REMAINING CAPTURE AMOUNT	SETTLEMENT DATE	CAPTURE ID
21/01/2021 8:28AM	\$50.32 NZD	\$0.00 NZD	Settlement Pending	1nLn9ev0LiqarBm6itt50lYKLzo

Search for Transactions

Use the filter to search for transactions for a particular nopCommerce Order

afterpay George Harrison Herr [Home](#) [Reconciliation](#) [Contact](#) [Logout](#)

Orders

From To 4131 Order Nu Name Status

DATE/TIME ▼	MERCHANT ORDER NO.	ORDER NO.	NAME	AMOUNT	STATUS	ACTION
21/01/2021 8:24AM	4131	24696214	George Harrison	\$30.32 NZD	Approved (R)	Refund

Transactions that meet the criteria will be displayed in the list

Order Details

Order Details Product Information is also shown

The following is displayed in the Merchant System

afterpay George Harrison Herr [Home](#) [Reconciliation](#) [Contact](#) [Logout](#)

Order 24696003 Merchant Order Number: 4126 (21 January, 2021 7:35AM)

Order status: **Approved** Settlement status: **Auth Approved**

Consumer Order Summary

Order Total	\$83.00 NZD
-------------	-------------

[VOID TRANSACTION](#)

Merchant Settlement Summary

Order total	\$83.00 NZD
Total Captured	\$0.00 NZD
Open to Capture	\$83.00 NZD

Merchant Settlement History

CAPTURE DATE/TIME	CAPTURED AMOUNT	REMAINING CAPTURE AMOUNT	SETTLEMENT DATE	CAPTURE ID
No settlements for this Order				

Product Summary

PRODUCT DESCRIPTION

Nike SB Zoom Stefan Janoski "Medium Mint" Quantity: 1

Delivery Summary

Delivery Address John Smith Test Test New South Wales 2000 AU View in Google maps	Customer Information John Smith admin42@yourStore.com Test
---	--

More Information on Merchant Gateway Website

For more information refer the information on the Afterpay Merchant Website

See <https://developers.afterpay.com/afterpay-online>

Marketing and Landing pages

The marketing options and landing pages should only be displayed on an Afterpay Approved Website

Click the Enable Marketing Options checkbox in the configuration to enable and display marketing.


Website Footer Widget

The footer widget is a dark grey horizontal bar. It features four columns of navigation links: 'Company Info' (Shipping & returns, Privacy notice, Conditions of Use, About us), 'Customer services' (Contact us, Sitemap), 'My account' (Customer info, Addresses, Orders, Wishlist, Apply for vendor account), and 'Our Offers' (New products, Recently viewed products, Compare products list, Search). Below the navigation is a row of payment logos: PayPal, MasterCard, VISA, AMERICAN EXPRESS, and Maestro. A copyright notice reads: 'Copyright © 2021 Your store name. All rights reserved. Powered by nopCommerce. Designed by Nop-Templates.com'. At the bottom are logos for afterpay, MultiSafepay Smart Payment Services, zip, and My Rewards.

Product Widget

The product widget displays the book 'First Prize Pies' by Allison Kave. The book cover features a pie with green leaves on top. The product details include the title 'First Prize Pies', a description: 'Allison Kave made pies as a hobby, until one day her boyfriend convinced her to enter a Brooklyn pie-making contest. She won. In fact, her pies were such a hit that she turned pro.', and interactive options: 'Add to wishlist', 'Add to compare list', and 'Email a friend'. The availability is 'In stock' and the SKU is 'FIRST_PRP'. The price is \$72.02, with a discount to \$54.82. There are 5 stars and a 'Buy' button. Social media sharing icons for Facebook, Twitter, Email, and Print are shown. A note indicates 'or 4 interest-free payments of \$13.50 with afterpay'.

Clicking on the Afterpay logo (i) on the product page above will display the marketing popup



Customer Deferred payment

If the customer has a previously created order but had not paid, they can return and retry the payment

This option can also be used to make a deferred payment

For example: <https://localtest2.selectsystems.com.au/plugins/afterpay/deferredpayment/4133>

Order information

Print PDF Invoice




Order #4133
Order Date: Thursday, 21 January 2021
Order Status: Pending
Order Total: **\$104.82**

<h4>Billing Address</h4> <p>John Smith Email: admin42@yourStore.com Phone: Test Fax: Test Test, New South Wales, 2000 Australia</p>	<h4>Shipping Address</h4> <p>John Smith Email: admin42@yourStore.com Phone: Test Fax: Test Test, New South Wales, 2000 Australia</p>
<h4>Payment</h4> <p>Payment Method: Afterpay Payment Status: Pending</p> <p>Retry payment</p> <p><i>This order is not yet paid for. To pay now, click the "Retry payment" button.</i></p>	<h4>Shipping</h4> <p>Shipping Method: Ground Shipping Status: Not yet shipped</p>

Click Retry Payment

Make Payment

1 Payment method

 <input checked="" type="radio"/> Afterpay You will be redirected to Afterpay to complete the payment
 <input type="radio"/> Mollie Pay by Mollie - Credit Card, Klarna or other Popular Methods
 <input type="radio"/> MultiSafepay Pay by MultiSafepay - Credit Card or other Popular Methods

[Back](#)

[Continue](#)

2 Payment information

3 Process Payment Result

Demo Website

To view the plugin operation or refer to the demo websites

<http://v43demo.selectsystems.com.au/>

<http://v42demo.selectsystems.com.au/>


Contact Us

If you have any more questions or would like to make suggestions on how to make the plugin operations more functional please email: sales@selectsystems.com.au

Appendix 1 - Purchase and Pay Screen Shots

Click on a product on the home page and add to the cart

Home / Apparel / Shoes / Nike SB Zoom Stefan Janoski "Medium Mint"



Nike SB Zoom Stefan Janoski "Medium Mint"

Nike SB Zoom Stefan Janoski Dark Grey Medium Mint Teal ...

[★ Add to wishlist](#) [👤 Add to compare list](#) [✉ Email a friend](#)

Availability: **In stock**

SKU: **NK_ZSJ_MM**

Manufacturer: **Nike**

★★★★★


1 [Buy](#) **\$33.00**

[f](#) [t](#) [w](#) [e](#) [+](#) [0](#)

or 4 interest-free payments of \$8.25 with [afterpay](#) ⓘ

Follow the steps through to payment

Shopping cart

#	Remove	SKU	Image	Product(s)	Price	Qty.	Total
1	<input type="checkbox"/>	NK_ZSJ_MM		Nike SB Zoom Stefan Janoski "Medium Mint"	\$33.00	1	\$33.00

Gift wrapping: No

[Update shopping cart](#) [Continue shopping](#)

Gift wrapping* **No** ▼

Discount Code
Enter your coupon here
 [Apply coupon](#)

Gift Cards
Enter gift card code
 [Add gift card](#)

Estimate shipping
Enter your destination to get a shipping estimate

Country: **Australia** ▼

State / province: **New South Wales** ▼

Zip / postal code: **2000**

[Estimate shipping](#)

Sub-Total: \$33.00

Shipping: Calculated during checkout

Tax: \$3.00

Total: Calculated during checkout

I agree with the terms of service and I adhere to them unconditionally ([read](#))

[Checkout](#)

or 4 interest-free payments of \$8.25 with [afterpay](#) ⓘ

Down the bottom click the checkbox and then Checkout

Sub-Total: \$33.00
Shipping: Calculated during checkout
Tax: \$3.00
Total: Calculated during checkout

I agree with the terms of service and I adhere to them unconditionally [\(read\)](#)

Checkout

Enter Address

Billing address

Ship to the same address

Select billing address

Test Name
Email: email@test.com
Phone number: +64 9 366 7788
Fax number:
25 Elliott Street
Auckland City, Auckland, 1010
New Zealand

Bill to this address

Or enter new address

First name: John *

Last name: Smith *

Email: admin42@yourStore.com *

Company:

Country: Select country *

State / province: Select state *

City:

Address 1:

Address 2:

Zip / postal code:

Select Shipping

Progress indicators: Cart, Address, Shipping, Payment, Confirm, Complete

Select shipping method

- Ground (\$50.00)**
Shipping by land transport
- Next Day Air (\$10.00)**
The one day air shipping
- 2nd Day Air (\$20.00)**
The two day air shipping

[Next](#)

Select Payment Method – Afterpay

Progress indicators: Cart, Address, Shipping, Payment, Confirm, Complete

Select payment method

- Afterpay**
You will be redirected to Afterpay to complete the payment
- Mollie**
Pay by Mollie - Credit Card, Klarna or other Popular Methods
- MultiSafepay**
Pay by MultiSafepay - Credit Card or other Popular Methods

[Next](#)


Confirm

afterpay

After the order is completed you will be connected to Afterpay to securely complete your transaction. By clicking continue to 'Pay with Afterpay' you confirm you have read, understood and agree to the Privacy Policy and Conditions of Use.

[Next](#)

Order summary

#	SKU	Image	Product(s)	Price	Qty.	Total
1	NK_ZSJ_MM		Nike SB Zoom Stefan Janoski "Medium Mint"	\$33.00	1	\$33.00

Gift wrapping: No

Sub-Total:	\$33.00
Shipping: (Ground)	\$50.00
Tax:	\$3.00
Total:	\$83.00

or 4 interest-free payments of \$20.75 with **afterpay**

[Up](#)

Create Order - Confirm

Confirm your order

[Confirm](#)

Billing Address

Test Name
Email: email@test.com
Phone: +64 9 366 7788
Fax:
25 Elliott Street
Auckland City, Auckland, 1010
New Zealand

Shipping Address


Test Name
Email: email@test.com
Phone: +64 9 366 7788
Fax:
25 Elliott Street
Auckland City, Auckland, 1010
New Zealand


Payment

Payment Method: Afterpay



Shipping

Shipping Method: Ground


#	SKU	Image	Product(s)	Price	Qty.	Total
1	NK_Z5J_MM		Nike SB Zoom Stefan Janoski "Medium Mint"	\$33.00	1	\$33.00

Gift wrapping: No 


Afterpay Login is Shown

 **afterpay** 

Enter your email and password to log in to Afterpay.

 sales@selectsystems.com.au

..... [Forgot?](#)


Remember me for faster checkout 




[Log In](#)


[Create a new account instead](#)


Enter the login details or create a new account

When you are logged in the Payment details will be shown

afterpay  ✕

 George Harrison	\$83.00 NZD ▾
 4 x payments of	\$20.75 NZD ▾
 Due today	\$20.75 NZD


 Debit or Credit card Change

 **VISA** •••• 1111 02/2022

I am over 18 and have read and agree to Afterpay's [terms](#). I will repay Afterpay and understand I can be charged a late fee of \$10 if the automatic payment fails on the due date and a further \$7 one week later if still overdue.

Confirm


Afterpay checks and completes the order

afterpay 

Processing...

We are completing your order and will redirect you to the store.

Please don't close this screen.





Cart



Address



Shipping



Payment



Confirm



Complete

Thank you

Your order has been successfully processed!

Order number: 4140 : Afterpay Payment is Approved

Thank you for using Afterpay payments. Your order payment has been Approved.

[Click here for order details.](#)

Continue